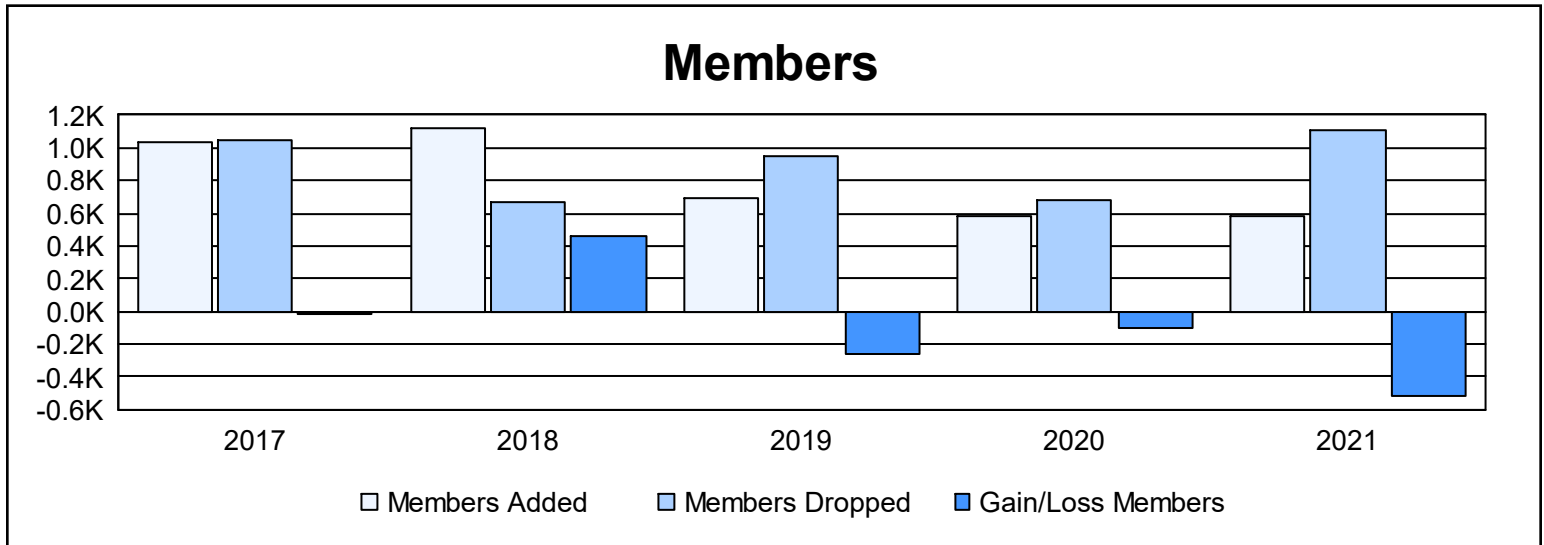
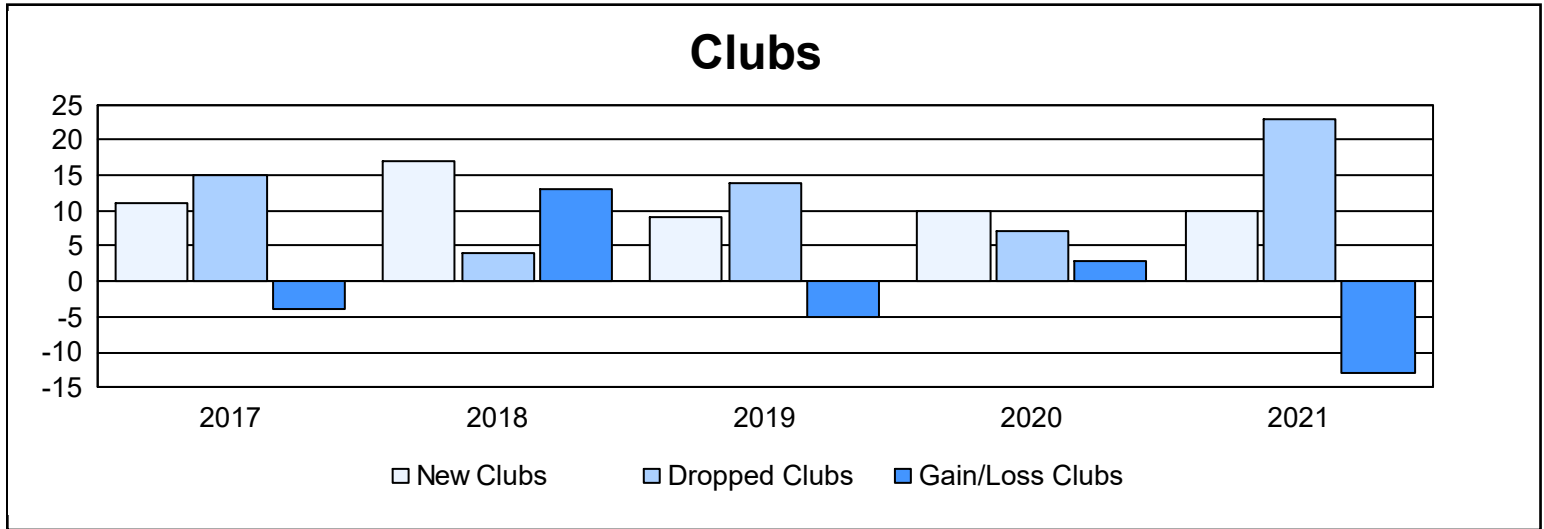
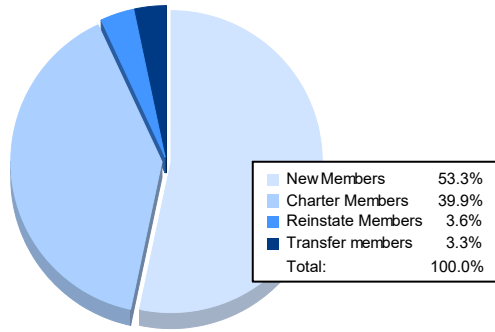


Year	New Clubs	Dropped Clubs	Gain/ Loss Clubs	New Members	Charter Members	Reinstate Members	Transfer Members	Total Member Added	Total Members Dropped	Gain/ Loss Members
2016-2017	11	15	-4	619	271	93	49	1,032	1,049	-17
2017-2018	17	4	13	669	390	57	5	1,121	666	455
2018-2019	9	14	-5	441	198	33	19	691	947	-256
2019-2020	10	7	3	325	238	19	1	583	685	-102
2020-2021	10	23	-13	311	233	21	19	584	1,106	-522
Average	11	13	-1	473	266	45	19	802	891	-88



Membership Composition June 2021 Cumulative



Gender Composition June 2021 Cumulative

